

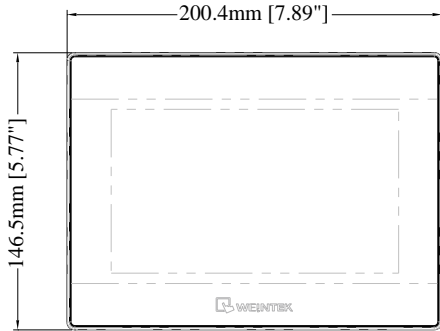


Features

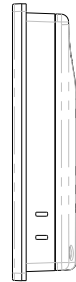
- Wide input voltage range: 10.5~28VDC
- 7" 800 x 480 TFT LCD, LED Backlight
- Fan-less Cooling System
- Built-in flash memory and RTC
- COM2 RS-485 2W supports MPI 187.5K
- NEMA4 / IP65 Compliant Front Panel
- Built-in power isolation

Display	Display	7" TFT LCD
	Resolution	800 x 480
	Brightness (cd/m ²)	300
	Contrast Ratio	500:1
	Backlight Type	LED
	Backlight Life Time	>30,000 hrs.
	Colors	16.7M
	LCD Viewing Angle (T/B/L/R)	70/50/70/70
	Pixel Pitch (mm)	0.1926(H) x 0.179(V)
Touch Panel	Type	4-wire Resistive Type
	Accuracy	Active Area Length(X)±2%, Width(Y)±2%
Memory	Flash	128 MB
	RAM	128 MB
Processor		32-bit RISC 528MHz
I/O Port	USB Host	USB 2.0 x 1
	USB Client	N/A
	Ethernet	10/100 Base-T x 1
	COM Port	COM1: RS-232 4W, COM2: RS-485 2W/4W Mark/Space parity mode is not supported.
	RS-485 Dual Isolation	N/A
RTC		Built-in
Power	Input Power	10.5~28VDC
	Power Consumption	1A@12VDC ; 450mA@24VDC
	Power Isolation	Built-in
	Voltage Resistance	500VAC (1 min.)
	Isolation Resistance	Exceed 50MΩ at 500VDC
	Vibration Endurance	10 to 25Hz (X, Y, Z direction 2G 30 minutes)
Specification	PCB Coating	N/A
	Enclosure	Plastic
	Dimensions WxHxD	200.4 x 146.5 x 34 mm
	Panel Cutout	192 x 138 mm
	Weight	Approx.0.52 kg
	Mount	Panel mount
Environment	Protection Structure	NEMA4 / IP65 Compliant Front Panel
	Storage Temperature	-20°~60°C (-4° ~ 140°F)
	Operating Temperature	0° ~ 50°C (32° ~ 122°F)
	Relative Humidity	10% ~ 90% (non-condensing)
Certificate	CE	CE marked
Software		EasyBuilder Pro V6.06.01 or later EasyAccess 2.0 (Optional)

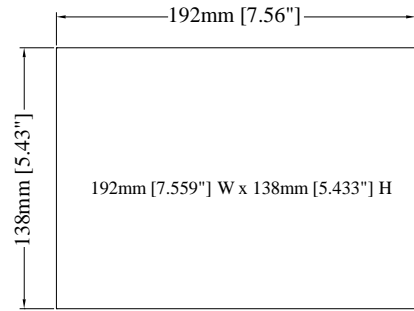
◆ Dimensions



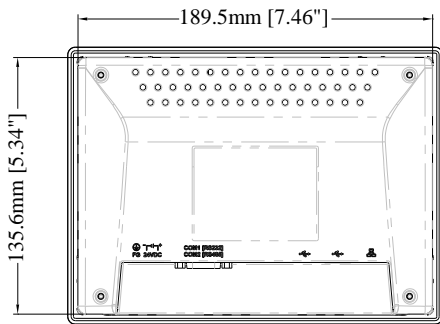
Front View



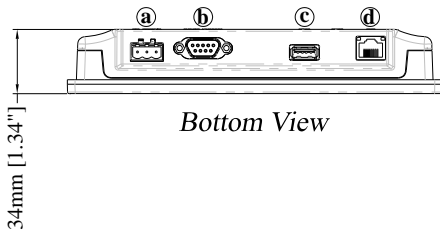
Side View



Cutout Dimensions



Rear View



Bottom View

Pin Assignment:

COM1 [RS232] / COM2 [RS485] 9 Pin, Male, D-sub

PIN#	COM1 [RS232] 4W	COM2 [RS485]	
		4W	2W
1		Rx-	Data-
2		Rx+	Data+
3		Tx-	
4		Tx+	
5	GND		
6	TxD		
7	RTS		
8	CTS		
9	RxD		

a	Power Connector	c	USB Host
b	COM1 RS232 4W, COM2 RS485 2W/4W	d	Ethernet