

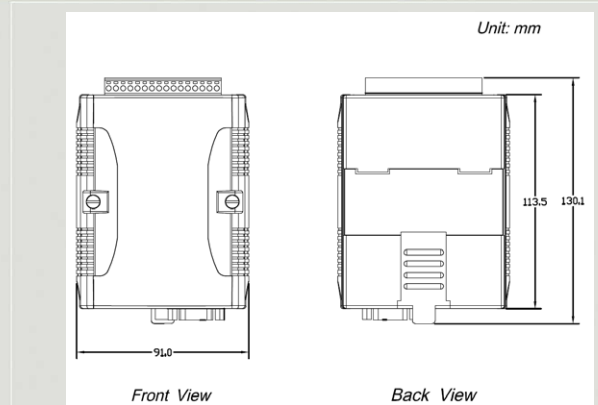


# PROFIBUS Series Products

## PROFIBUS Remote I/O Module



*PROFI-5017*



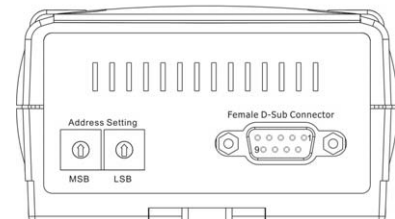
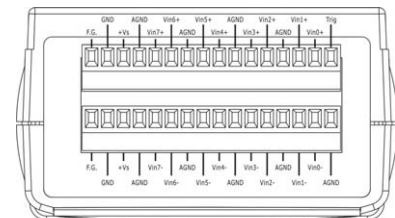
Dimensions

The PROFI-5017 is one of the PROFIBUS DP series products produced by ICP DAS. It provides the PROFIBUS DP communication protocol with any DP-Masters. The PROFI-5017 provides  $\pm 4\text{kV}$  ESD protection contacting for all terminals (include I/O Terminals and PROFIBUS connector). By applying the PROFI-5017, users can easily establish a PROFIBUS DP network with other DP-Masters. In advance, it can be used in the application of building automation, remote data acquisition, environment control and monitoring, laboratory equipment & research, factory automation, etc..

### Features

- Support for PROFIBUS DP-V0 protocol
- Detect transmission rate automatically(Max. 12Mbps)
- Support device-related & channel-related diagnosis
- Address 0~126 set by rotary switches or SSA telegram
- 14-bits resolution & 100ksps AD converter
- Network isolation protection
- 3000V<sub>DC</sub> isolation protection on PROFIBUS
- 4kV ESD protection (contact for any terminal)
- Wide range of power input (DC 10~40V<sub>DC</sub>) and operating temperature (-25°C~+75°C)

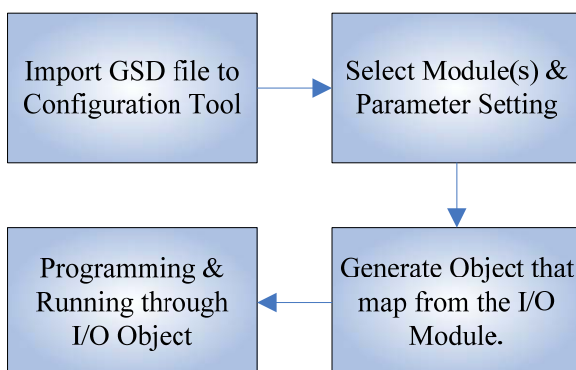
### Pin Assignments



Female D-Sub Connector

Pin No.	Signal	Meaning
3	A-Line	Receive/Transmit data-minus
4	CNTR-P	Repeater control signal, RTS signal
5	GND	Power ground of active terminator
6	VP	Power 5 volt of active terminator
8	B-Line	Receive/Transmit data-plus

### Design Flowchart

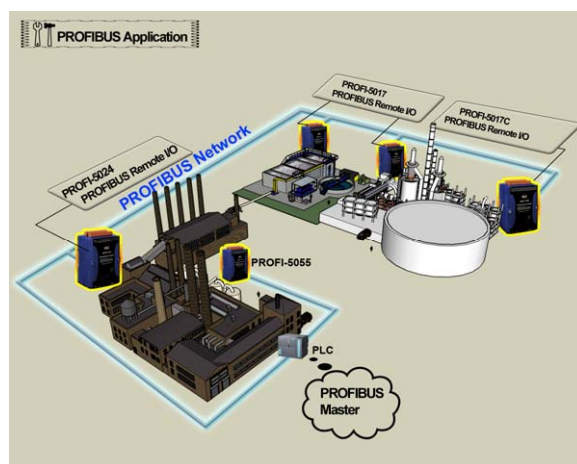


## Hardware Specifications

Hardware	
CPU	80186, 80 MHz or compatible
SRAM/Flash/EEPROM	512 KB / 512 KB / 2 KB
Watchdog	Watchdog IC, CPU built-in
ESD Protection	4 kV class A
PROFIBUS Interface	
Controller	Siemens SPC3
Transceiver	ADI ADM2486
Connector	9-pin female D-Sub
Baud Rate (bps)	9.6 k, 19.2 k, 45.45 k, 93.75 k, 187.5 k, 500 k, 1.5 M, 3 M, 6 M, 12 M
Transmission Distance (m)	Depend on baud rate (for example, max. 1200 m at 9.6 kbps )
Isolation	3000 V <sub>DC</sub> for DC-to-DC, 2500 V <sub>rms</sub> for bus-to-logic
Protocol	DP-V0
UART Interface	
COM	RS-232 on board (For updating firmware) <sup>Note 1.</sup>
I/O	
Analog Input	8 channel differential voltage input, Isolation Voltage:2500V <sub>rms</sub>
Input Range	+/- 10V, +/- 5V, +/- 2.5V, +/-1.25V
Accuracy	+/- 0.1 of FSR
LED	
Round LED	PWR LED, RUN LED, ERR LED
Power	
Power supply	Unregulated +10 ~ +40 V <sub>DC</sub>
Protection	Power reverse polarity protection, Over-voltage brown-out protection
Power Consumption	3W
Mechanism	
Installation	DIN-Rail
Dimensions	91 mm x 128 mm x 52 mm (W x L x H)
Environment	
Operating Temp.	-25 ~ 75°C
Storage Temp.	-30 ~ 80°C
Humidity	10~90% RH,non-condens

Note 1: CA-0904 : transform from 4-pin connector to 9-pin Female D-Sub connector.

## Application



## Ordering Information

<b>PROFI-5017 CR</b>	PROFIBUS Remote I/O Module (8-Ch Isolated Analog Voltage Input)
----------------------	--