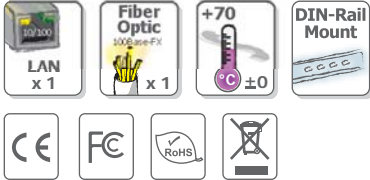


NS-200F Series

Industrial 10/100 Base-TX to 100 Base-FX Media Converter

Highlight Information ▶▶▶▶



NS-200FC/FCS Series

NS-200FT Series



● Introduction

The NS-200F series is a Ethernet (10/100 Base-TX) to Media (100 Base-FX) converter. The Ethernet supports 10/100M auto negotiation feature and auto MDI/MDI-X function.

The NS-200F series operates at either half or full duplex mode.

It contains "soft start" function with overload protection, high-low voltage protection.

The width of the NS-200F series is just 33 mm, so it can be used where space is important.

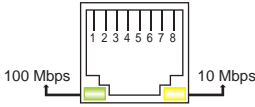
● Features

- Automatic MDI/MDI-X crossover for plug-and-play
- Supports both 10/100 Mbps speed auto negotiation
- Store-and-forward architecture
- Full duplex IEEE 802.3x and half duplex backpressure flow control
- 1.4 Gbps high performance memory bandwidth
- Frame buffer memory: 256 Kbit
- Integrated look-up engine with dedicated 1024 unicast MAC addresses
- Supports +10 V_{DC} ~ +30 V_{DC} Reverse Polarity Protection
- Supports operating temperatures from 0 °C ~ +70 °C
- DIN-Rail mount for industrial usage

● Specifications

Technology	
Standards	IEEE 802.3, 802.3u, 802.3x
Processing Type	Store & forward, wire speed switching
MAC Addresses	1024
Memory Bandwidth	1.4 Gbps
Frame Buffer Memory	256 Kbit
Flow Control	IEEE 802.3x flow control, back pressure flow control
Interface	
RJ-45 Port	10/100 Base-TX auto negotiation speed, F/H duplex mode, and auto MDI/MDI-X connection
Fiber Port	100 Base-FX
LED Indicators	10/100M, Link/Act, Full duplex/Half duplex (Fiber Port)
Ethernet Isolation	1500 V _{rms} 1 minute
Frame Ground for EMS Protection	Yes
Multi Mode	Multi Mode Fiber Cables: 50/125, 62.5/125 or 100/140 μm
	Distance: 2 km, (62.5/125 μm recommended) for full duplex
	Wavelength: 1300 or 1310 nm
	Min. TX Output: -20 dBm
	Max. TX Output: -14 dBm
Single Mode	Single Mode Fiber Cables: 8.3/125, 8.7/125, 9/125 or 10/125 μm
	Distance: 15 km, (9/125 μm recommended) for full duplex
	Wavelength: 1300 or 1310 nm
	Min. TX Output: -15 dBm
	Max. TX Output: -8 dBm
Ethernet Transmission Distance	Ethernet: 2-pair UTP/STP Cat.3, 4, 5, EIA/TIA-568 100 Ω
	Fast Ethernet: 2-pair UTP/STP Cat. 5, EIA/TIA-568 100 Ω
Power	
Input Voltage Range	+10 V _{DC} ~ +30 V _{DC} (Non-isolation)
Power Consumption	0.12 A @ 24 V _{DC} , +/-5% arrowed with 100M Full duplex
LED Indicator	Yes
Protection	Power reverse polarity protection
Frame Ground for EMS Protection	Yes
Mechanical	
Casing	Plastic (Flammability UL 94V-0)
Dimensions (W x L x H)	33 mm x 85 mm x 107 mm
Installation	DIN-Rail
Environmental	
Operating Temperature	0 °C ~ +70 °C
Storage Temperature	-20 °C ~ +85 °C
Ambient Relative Humidity	10% ~ 90% RH, non-condensing

● LED Functions

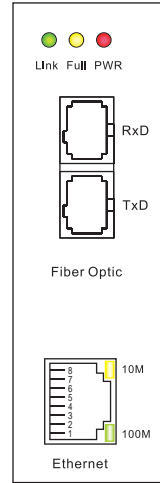


LED Indicator Functions

LED	Color	Description
PWR	Red	Power is On
	Off	Power is Off
Fiber Optic	Yellow_On	Full Duplex Mode
	Yellow_Off	Half Duplex Mode
	Green_On	Link/Act
	Green_Off	Not Networking
Ethernet	Yellow	Link to 10 Mbps
	Green	Link to 100 Mbps
	Off	Not Networking

RJ-45 Pin-Out

Pin.#	Signal Name	Function
1	TD+	Transmit Data
2	TD-	Transmit Data
3	RD+	Receive Data
4	NC	No Connection
5	NC	No Connection
6	RD-	Receive Data
7	NC	No Connection
8	NC	No Connection



● Pin Function for Terminal Block


External power supply is connected using the removable terminal block:

+Vs : Power input +10 V_{DC} ~ +30 V_{DC}

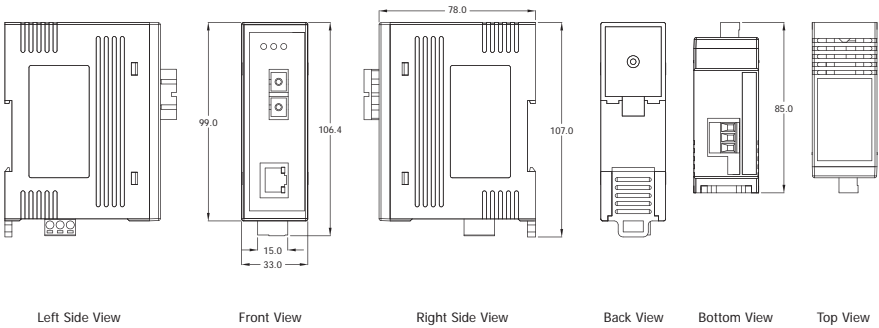
GND: Ground

F.G. : F.G. stands for Frame Ground (protective ground). It is optional. If you use this pin, it can reduce EMI radiation; improve EMI performance and ESD protection.

● Appearance



● Dimensions (Unit: mm)



● Ordering Information

NS-200 A F - 40 - 		
<p>A: Power Input +12 V_{DC} ~ +48 V_{DC}</p> <p style="margin-left: 200px;">Single Mode Distance 40: 40 km Standard Models: 15 km</p>		
Ordering Code Definition	Fiber Port Connector	Operating Temperature
	<p>T: Multi Mode ST Connector</p> <p>C: Multi Mode SC Connector</p> <p>CS: Single Mode SC Connector</p>	<p>T: Operating Temp: -40 °C ~ +75 °C</p> <p>Standard Models: 0 °C ~ +70 °C</p>
Models	<p>NS-200FT</p> <p>NS-200FC</p> <p>NS-200FCS</p> <p>NS-200AFT</p> <p>NS-200AFC</p> <p>NS-200AFCS</p>	<p>NS-200AFT-T</p> <p>NS-200AFC-T</p> <p>NS-200AFCS-T</p> <p>NS-200AFCS-40T</p>

● Accessories

GPSU06-6	24V/0.25A, 6 W Power Supply
KWM020-1824F	24V/0.75A, 18 W Power Supply
DIN-KA52F	24V/1.04A, 25 W Power Supply with DIN-Rail Mounting