


PEX-P32C32

PEX-P32A32



PEX-P32C32/PEX-P32A32

PCI Express, 32-ch Optically Isolated Digital Input and 32-ch Open Collector Isolated Digital Output

Introduction

The PEX-P32C32/P32A32 series provides 32 optically-isolated Digital Input channels and 32 optically-isolated Digital Output channels, arranged into four isolated banks. Each input channel uses a photocoupler input that allows either an internal isolated power supply or an external power supply to be connected, and can be selected via a jumper.

Each Digital Output channel includes either a Darlington (PEX-P32C32) or a PNP (PEX-P32A32) transistor and an integrated suppression diode for the inductive load. The input port may use either an external power source or can be powered from the Host PC via a DC/DC converter. The output port should use an external power source. The board helps eliminate ground loop problems and isolates the host computer from potentially damaging voltage spikes.

The PEX-P32C32/P32A32 series also includes an onboard Card ID switch that enables the board to be easily recognized via software if two or more cards are installed in the same computer. The PEX-P32C32/P32A32 series is designed as an easy replacement for the PISO-P32C32U/P32A32U series without requiring any modification to either the software or the driver.

Pin Assignments

Pin Assignment	Terminal No.	Pin Assignment	Pin Assignment	Terminal No.	Pin Assignment
Ext. GND0	01	20 Ext. GND0	Ext. GND1	01	02 Ext. GND1
DI_0	02	21 DO_0	DI_16	03	04 DO_16
DI_1	03	22 DO_1	DI_17	05	06 DO_17
DI_2	04	23 DO_2	DI_18	07	08 DO_18
DI_3	05	24 DO_3	DI_19	09	10 DO_19
DI_4	06	25 DO_4	DI_20	11	12 DO_20
DI_5	07	26 DO_5	DI_21	13	14 DO_21
DI_6	08	27 DO_6	DI_22	15	16 DO_22
DI_7	09	28 DO_7	DI_23	17	18 DO_23
DI_8	10	29 DO_8	DI_24	19	20 DO_24
DI_9	11	30 DO_9	DI_25	21	22 DO_25
DI_10	12	31 DO_10	DI_26	23	24 DO_26
DI_11	13	32 DO_11	DI_27	25	26 DO_27
DI_12	14	33 DO_12	DI_28	27	28 DO_28
DI_13	15	34 DO_13	DI_29	29	30 DO_29
DI_14	16	35 DO_14	DI_30	31	32 DO_30
DI_15	17	36 DO_15	DI_31	33	34 DO_31
ECOM0	18	37 Ext. PWR0	ECOM1	35	36 Ext. PWR1
IGND0	19		IGND1	37	38 N/A
			N/A	39	40 N/A

Features

- PCI Express x1 Interface
- 32-channel Optically-isolated Digital Input
 - Internal Power (3000 VDC Isolation) for Dry-Contact Input
- 3750 Vrms Photo-isolation Protection
- Supports Card ID (SMD Switch)
- 32-channel Optically-isolated Digital Output
 - PEX-P32C32: Current Sinking (NPN)
 - PEX-P32A32: Current Sourcing (PNP)
 - Supports Output Status Readback (Register Level)



Software

Drivers

- 32/64-bit Windows XP/2003/2008/7/8/10
- Linux

Sample Programs

- DOS Lib and TC/BC/MSC Demo
- LabVIEW Toolkit
- VB/VC/Delphi/BCB/VB.NET/C#.NET/VC.NET/MATLAB Demo












Hardware Specifications

Model	PEX-P32C32	PEX-P32A32
Hardware		
Card ID	Yes (4-bit)	
Connector	Female DB37 x 1 40-pin box header x 1	
Digital Input		
Channels	32	
Type	Photocoupler (Sink and Source)	
Response Speed	4 kHz (Typical)	
Trigger Mode	Static Update	
Wet Contact, ON Voltage Level	9 ~ 24 V (Min. 7 V ; Max. 30 V)	
Wet Contact, OFF Voltage Level	0 ~ 1 V	
Dry Contact, ON Voltage Level	Close to GND	
Dry Contact, OFF Voltage Level	Open	
Isolation	3750 Vrms (Using external power)	
Digital Output		
Channels	32	
Type	Sink(NPN), Open Collector Source(PNP), Open Emitter	
Operation Mode	Static Update	
Max. Load Current	100 mA/+30 V for each channel @ 100% duty	
Response Speed	4 kHz (Typical)	
Isolation	3750 Vrms	
PC Bus		
Type	PCI Express x 1	
Data Bus	8-bit	
Power		
Consumption	550 mA @ +3.3 V 350 mA @ +12 V	
Mechanical		
Dimensions (mm)	105 x 180 x 22 (W x L x D)	
Environmental		
Operating Temperature	0 ~ +60°C	
Storage Temperature	-20 ~ +70°C	
Humidity	5 ~ 85% RH, Non-condensing	

Ordering Information

PEX-P32C32 CR	PCI Express, 32-ch Optically Isolated Digital Input and 32-ch Open Collector Isolated Digital Output Board (Current Sinking, NPN) (RoHS) Includes one CA-4037B cable and two CA-4002 D-Sub connectors
PEX-P32A32 CR	PCI Express, 32-ch Optically Isolated Digital Input and 32-ch Open Collector Isolated Digital Output Board (Current Source, PNP) (RoHS) Includes one CA-4037B cable and two CA-4002 D-Sub connectors

Accessories

	CA-3710	DB-37 Male-Male D-sub cable 1 M (Cable for Daughter Board (45°))		CA-4002	37-pin Male D-sub connector with plastic cover.
	CA-3710D	DB-37 Male-Male D-sub cable 1M (Cable for Daughter Board (180°))		CA-4037B	40-pin flat & D-sub 37-pin Female cable 24 cm.
	CA-3715DM-H	DB-37 Male-Male Cable, 1.5 M, 180°. (RoHS)		DB-16P16R	16-channel input terminal and 16-channel relay output board Include : CA-3710D Male- Male D-sub Cable 1.0 M
	CA-3730DM-H	DB-37 Male-Male Cable, 3.0 M, 180°. (RoHS)		DB-37	Directly connect signal to D-sub 37-pin connector
	CA-3750DM	DB-37 Male-Male Cable, 5.0 M, 180°. (RoHS)		DN-37	DIN Rail Mounting 37-pin Connector
	CA-3750DM-H	DB-37 Male-Male Cable, 5.0 M, 180°. (RoHS)			

